

The 5 W's of Conversion



CREATIVE TECHNOLOGY
& TRAINING SOLUTIONS

56132 Parkview
Shelby Twp, MI 48316
586.677.8300 Phone
586.677.8301 Fax
<http://www.cttsbi.com>



Trademarks & Copyrights

The Business Objects logo, Business Miner, Business Query, and WebIntelligence are registered trademarks of Business Objects S.A. The Business Objects tagline, Broadcast Agent, Business Objects, Personal Trainer, Rapid Deployment Templates, and Set Analyzer are trademarks of Business Objects S.A. All screen shots from Business Objects software products are copyrighted by Business Objects, S.A., all rights reserved.

Microsoft, Windows, Windows NT, Access, Microsoft Windows VBA, the Visual Basic Logo, and other names of Microsoft products referenced herein are either registered trademarks or trademarks of Microsoft Corporation in the United States and/or other countries.

Oracle is a registered trademark of Oracle Corporation. All other names of Oracle products referenced herein are trademarks or registered trademarks of Oracle Corporation.

All other product and company names mentioned herein are the trademarks of their respective owners. CTTS is not an authorized partner of Business Objects S.A.



Welcome

- ◆ Introductions
- ◆ Sign in
- ◆ Receive Materials
- ◆ Breaks/Lunch
- ◆ Restrooms






Course Objectives

Upon completion of this course, the student should have a thorough knowledge of conversion fundamentals, through a combination of instructor-led lecture, discussions, and demonstrations with a heavy emphasis on hands-on workshops.

Topics Include:

- ◆ Who Can convert?
- ◆ What kind of documents can be converted?
- ◆ What tool is used to do the conversion?
- ◆ Where does the conversion take place?
- ◆ When can you convert and when is the conversion complete
- ◆ Why conversion is Necessary
- ◆ Review of a real conversion
- ◆ Understanding the difference between Desktop Intelligence and WebIntelligence
- ◆ Reviewing Converted documents
- ◆ Understanding the information that can be reported on from the Report Conversion Tool Universe
- ◆ Review of the reports that can be created from the Report Conversion Tool Universe
- ◆ What WebIntelligence is?

- 
- ◆ Who
 - ◆ What
 - ◆ Where
 - ◆ When
 - ◆ Why





Who

◆ Who Can Convert documents?

- ◆ Anyone who has the Report Conversion Utility Tool installed on their desktop
- ◆ Anyone who has access to the Server where SAP BusinessObjects Product is installed





What

◆ What Can be Converted?

◇ Desktop Intelligence (Deski) documents can be converted to WebIntelligence (Webi) documents

◆ What tool can be used to Convert from Deski to Webi?

◇ The Report Conversion Utility has the ability to convert Deski docs to Webi and to audit all issues that may have occurred during the conversion



Where

- ◆ Where does the conversion take place?
 - ◇ Deski documents that are to be converted **MUST** be exported to the repository
- ◆ Where do the converted documents end up?
 - ◇ Converted documents (.wid) as well as the original documents (.rep) will be stored in selected folder in repository



When

- ◆ When can you convert?
 - ◇ As soon as you have access to the Report Conversion Utility
- ◆ When is the Deski doc converted?
 - ◇ When conversion completes and information is sent to audit table



Why

◆ Why should you convert?

◆ With Release 4 Deski becomes Deadski

◆ Desktop Intelligence does NOT exist in release 4





What Is WebIntelligence™?

◆ Thin Client Ad-Hoc Reporting

◆ Key Features:

- ◇ Provides Ability to Query Across Web
- ◇ Zero Administration Needed
- ◇ Drag-and-Drop Interface
- ◇ Multiple Reports Tabs per Document
- ◇ Collaborative Notes
- ◇ Data Tracking (not available in Deski)



WebIntelligence™ As a Tool

- ◆ Different Ways to Present Your Data
 - ◇ Spreadsheet-style
 - ◇ Charts/Graphs
 - ◇ Interactive Drill Downs
 - ◇ Exporting
 - ◇ Multiple Block Reports
- ◆ Data is Read-only



WebIntelligence™ Users

◆ Users Include Those Who...

- ◇ Need to Create Ad Hoc Queries
- ◇ Don't Need to Use Free-hand SQL or Excel
- ◇ Want to Slice and Dice Data
- ◇ Create Multiple DataSource Documents
- ◇ Need to Merge Similar and Disparate DataProviders together

WebIntelligence™ DataProviders

◆ Universes

DataProviders Not Supported !!

- ◆ Personal Data Files (Excel, Text, etc.)
 - ◆ **Except when Using Rich Client**
- ◆ XML
- ◆ Stored Procedures (unless within a Universe)
- ◆ SQL




What are the differences

- ◆ What are the similarities and differences in Webi and Deski
- ◆ Webi Vs Deski!!



Lets review a documented conversion.....





Reviewing Converted Docs

- ◆ Upon completion documents can be reviewed by:
 - ◇ Using InfoView and viewing each document in separate Browser windows
 - ◇ By Opening Deski document from Desktop Intelligence and Webi document from Rich Client
 - ◇ Using Browser and Deski



What can we do to report on all of our conversions??

- ◆ Use the Report Conversion Tool Audit Universe:
 - ◇ Simple Adhoc queries
 - ◇ Create Specific Audit reports that can be scheduled/Refreshed on Demand



What can I report on

- ◆ **Document Name:** Name of the Document that has been run through the Conversion Process
- ◆ **Source Location:** Folder in the Repository where document is stored
- ◆ **Document Author:** Who created document
- ◆ **Conversion Status:** Fully Converted, Partially Converted or Not Converted



What can I report on

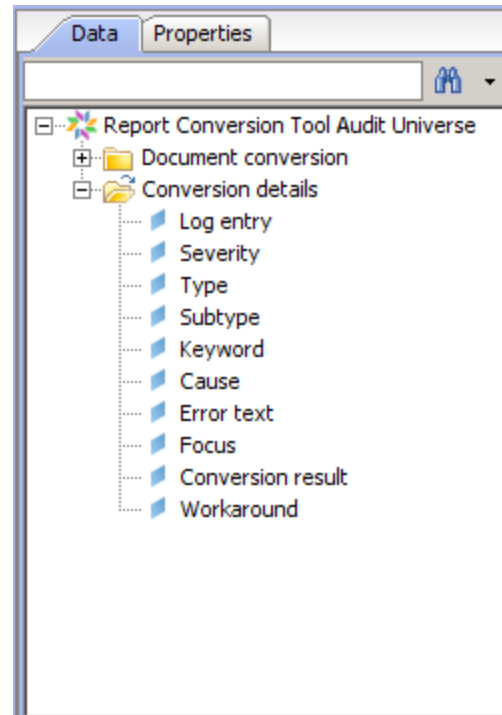
- ◆ **Conversion Log Date:** Date Conversion was executed
- ◆ **Conversion User:** Who executed the conversion process
- ◆ **Comment:** Any information added during the conversion from the Utility
- ◆ **Rep CUID:** Unique Identifier of the Desktop Intelligence™ Document



What can I report on

- ◆ **WID CUID:** Unique Identifier of WebIngelligence™ Document, if partial or full conversion took place
- ◆ **Number of Documents:** Count of documents in Query

What can I report on?





What can I report on

- ◆ **Log Entry:** Integer denoting log record (ie: 0, 1, 2, 3, etc)
- ◆ **Severity:** Empty, Warning, Advisory or Error
- ◆ **Type:** Type of Issue, Data Provider, variable, section format, vba macros, etc
- ◆ **Subtype:** Further information based on value in Type column



What can I report on

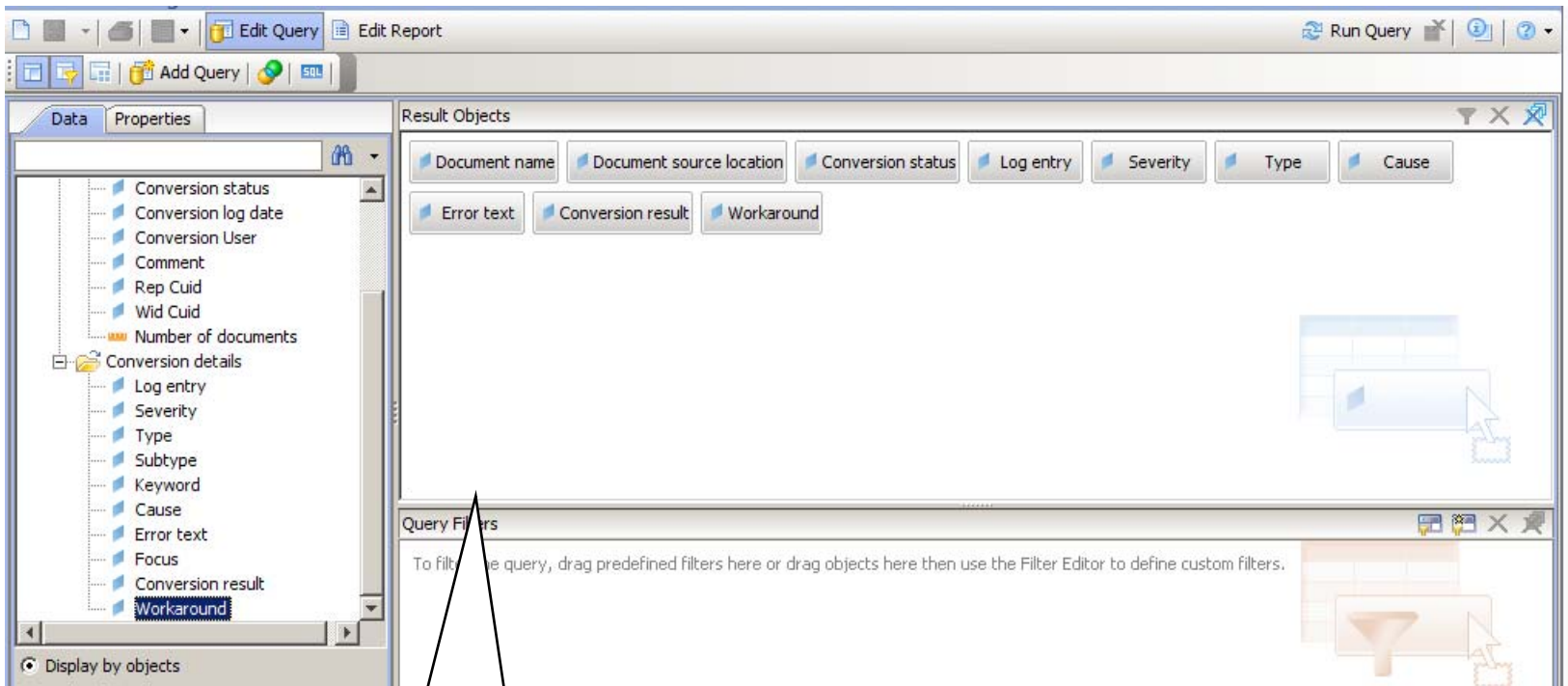
- ◆ **Keyword:** Short Description of where problem occurred
- ◆ **Cause:** What caused a document to be flagged as having a problem
- ◆ **Error Text:** Longer Description of problem
- ◆ **Focus:** Where in the document the issue is



What can I report on

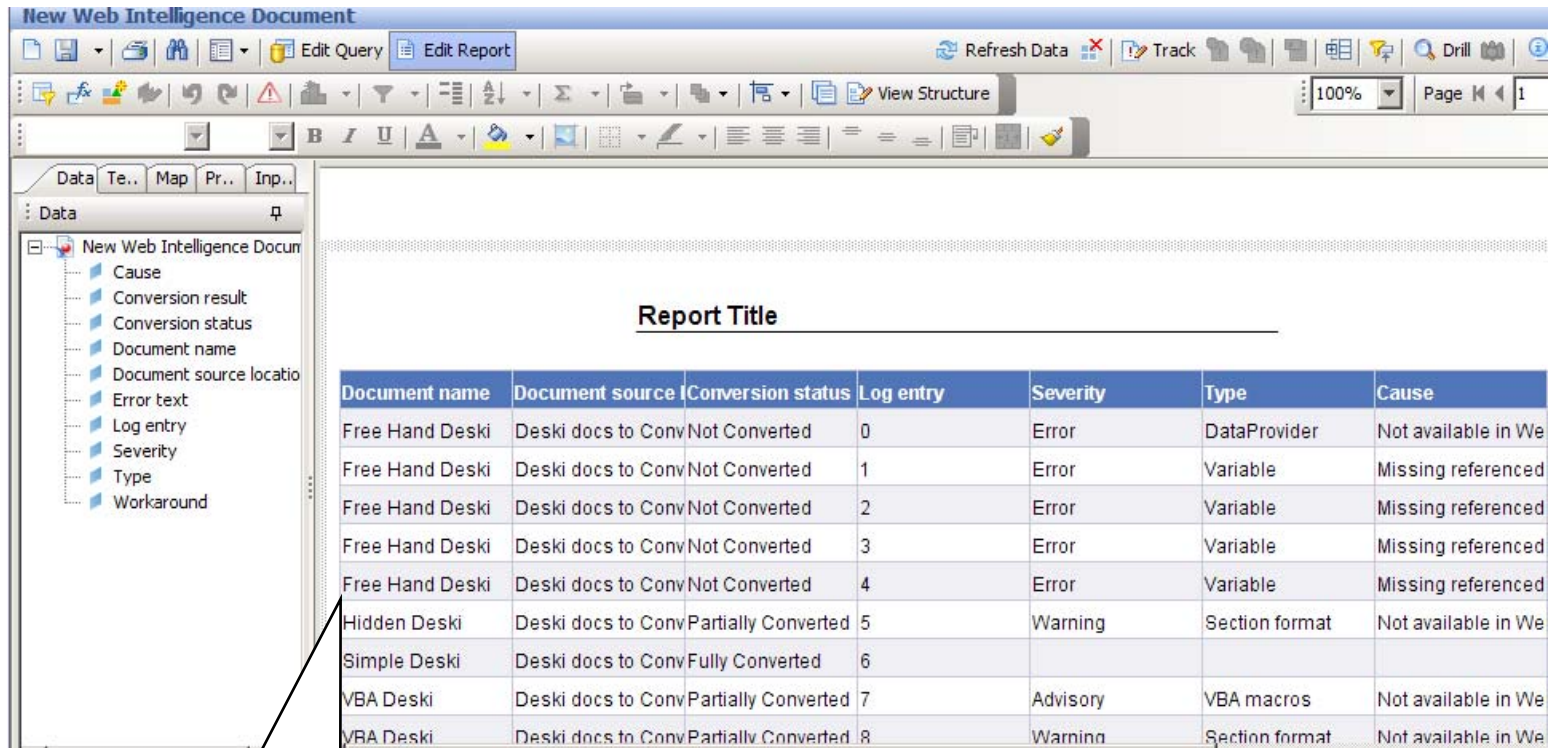
- ◆ **Conversion Result:** What has taken place with the problem after conversion
- ◆ **Workaround:** What could possibly be done to alleviate the problem (not extremely useful)

Reviewing Conversions



4. Create Query

Reviewing Conversions



Report Title

Document name	Document source	Conversion status	Log entry	Severity	Type	Cause
Free Hand Deski	Deski docs to Conv	Not Converted	0	Error	DataProvider	Not available in We
Free Hand Deski	Deski docs to Conv	Not Converted	1	Error	Variable	Missing referenced
Free Hand Deski	Deski docs to Conv	Not Converted	2	Error	Variable	Missing referenced
Free Hand Deski	Deski docs to Conv	Not Converted	3	Error	Variable	Missing referenced
Free Hand Deski	Deski docs to Conv	Not Converted	4	Error	Variable	Missing referenced
Hidden Deski	Deski docs to Conv	Partially Converted	5	Warning	Section format	Not available in We
Simple Deski	Deski docs to Conv	Fully Converted	6			
VBA Deski	Deski docs to Conv	Partially Converted	7	Advisory	VBA macros	Not available in We
VBA Deski	Deski docs to Conv	Partially Converted	8	Warning	Section format	Not available in We

**5. Audit Report
Created**

**Documents can now be
saved, refreshed or
scheduled**



Conversion Problems?

- ◆ What may cause Partial or failed conversion...
 - ◇ Non Universe Data Providers
 - ◇ VBA code
 - ◇ Hiding Objects
 - ◇ Specialized Formatting
 - ◇ Unsupported Function use



Can we see this live?

- ◆ Let's see a Live Demo of the Report Conversion Utility!!!